

# CAVALIER KING CHARLES SPANIEL POPULATION SURVEY

2007

Arnold JACQUES  
[www.of-maeslyn.be](http://www.of-maeslyn.be)  
BELGIUM

## INTRODUCTION

The purpose of this survey was to make an inventory of several characteristics of the cavalier throughout the whole world.

We had no intention to study bloodlines, therefore we did not ask the dog's name or pedigree.

To have reliable statistics we needed representative data from at least 1.000 Cavaliers spread over at least 10 countries and divided between breeders and non breeders.

The response was tremendous. Finally more than 1.100 Cavaliers from over more than 20 countries where entered in the survey.

It was very interesting to see that once we got about 500 entries, the average figures didn't change anymore. This proves that 1.100 Cavaliers is more than enough to obtain reliable statistics.

I would like to thank everybody who took some time to enter one or more dogs in the database.

I would like to thank especially for advice, translation and promotion:

Linda DeVolder (Belgium)

Norma Inglis (United Kingdom)

Philip Lammens (France)

Heike Wahlen (Germany)

The members of the Belgian breeders group (Belgium)

Wil Schrande (the Netherlands)

Tineke Pillement-Heijden (President of the Dutch Cavalier Club)

## CHAPTER 1 – GENERAL FIGURES Cavaliers in the survey

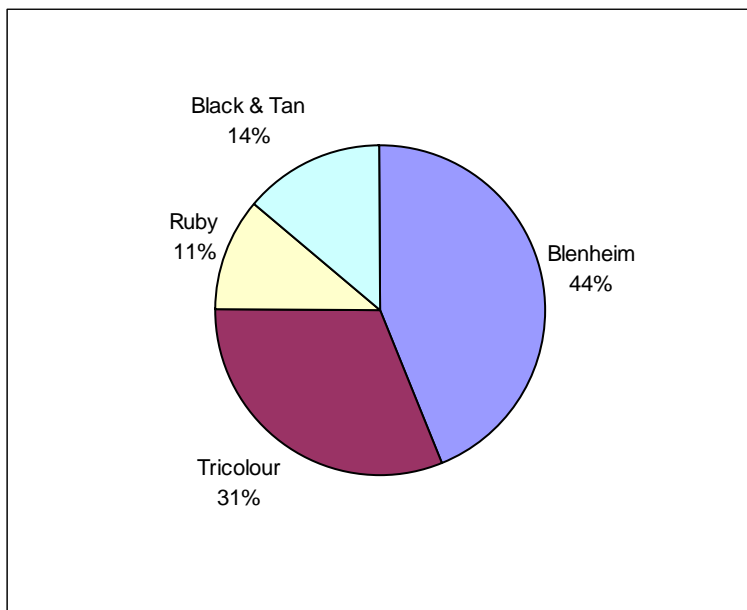
---

### Sex

% Dogs	48 %
% Bitches	52 %

### Colours

% Blenheim	44 %
% Tricolour	31 %
% Black & tan	11 %
% Ruby	14 %



### Age

Average age	3.9 years
<i>Average age dogs</i>	<i>3.8 years</i>
<i>Average age bitches</i>	<i>4.0 years</i>
<i>Average age dogs from private owners</i>	<i>3.6 years</i>
<i>Average age dogs from breeders</i>	<i>4.5 years</i>

*Important note : this is the average age of all the Cavaliers in the survey.  
This is NOT the average expected age of a cavalier !!!*

### Owners of the Cavaliers in the survey

Not a breeder	<b>66.7%</b>
Hobby breeder of Cavaliers	30.0 %
Hobby breeder of other breeds	0.7 %
Breeds dog for a living	2.6 %

### Origin of the cavaliers in the survey

From a hobby breeder	44.0 %
From a professional breeder	35.7 %
From a pet shop	4.7 %
From a dog shelter	2.5 %
Bred by owner	13.1 %

### Weight

Average weight	8.8 kg
<i>Average weight dogs</i>	<i>9.2 kg</i>
<i>Average weight bitches</i>	<i>8.4 kg</i>
<i>Average weight dogs from private owners</i>	<i>8.8 kg</i>
<i>Average weight dogs from breeders</i>	<i>8.8 kg</i>

### Height

Average height	32.5 cm
<i>Average height dogs</i>	<i>33.4 cm</i>
<i>Average height bitches</i>	<i>31.6 cm</i>
<i>Average height dogs from private owners</i>	<i>33.5 cm</i>
<i>Average height dogs from breeders</i>	<i>30.8 cm</i>

### Pedigree

% Dogs with pedigree	78.3 %
<i>% Dogs with pedigree – (private owners)</i>	<i>70.6 %</i>
<i>% Dogs with pedigree – (breeders)</i>	<i>92.5 %</i>

### Average number of dogs per owner

Average number of dogs	2.5
<i>Average number / private owner</i>	<i>1.5</i>
<i>Average number per breeder</i>	<i>5.7</i>

## Country of the owners

*Dogs from over 20 countries where entered.  
The list contains the top 10*

<b>COUNTRY</b>	<b>Number of entries</b>	<b>%</b>
Belgium	189	18.71
The Netherlands	176	17.43
France	169	16.73
USA	142	14.06
Great Britain	72	7.13
Australia	58	5.74
Finland	35	3.47
Canada	29	2.87
Sweden	24	2.38
Denmark	22	2.18
<i>Other countries</i>	<i>94</i>	<i>9.31</i>

## Country of the dogs origin (country of birth)

The list contains the top 10

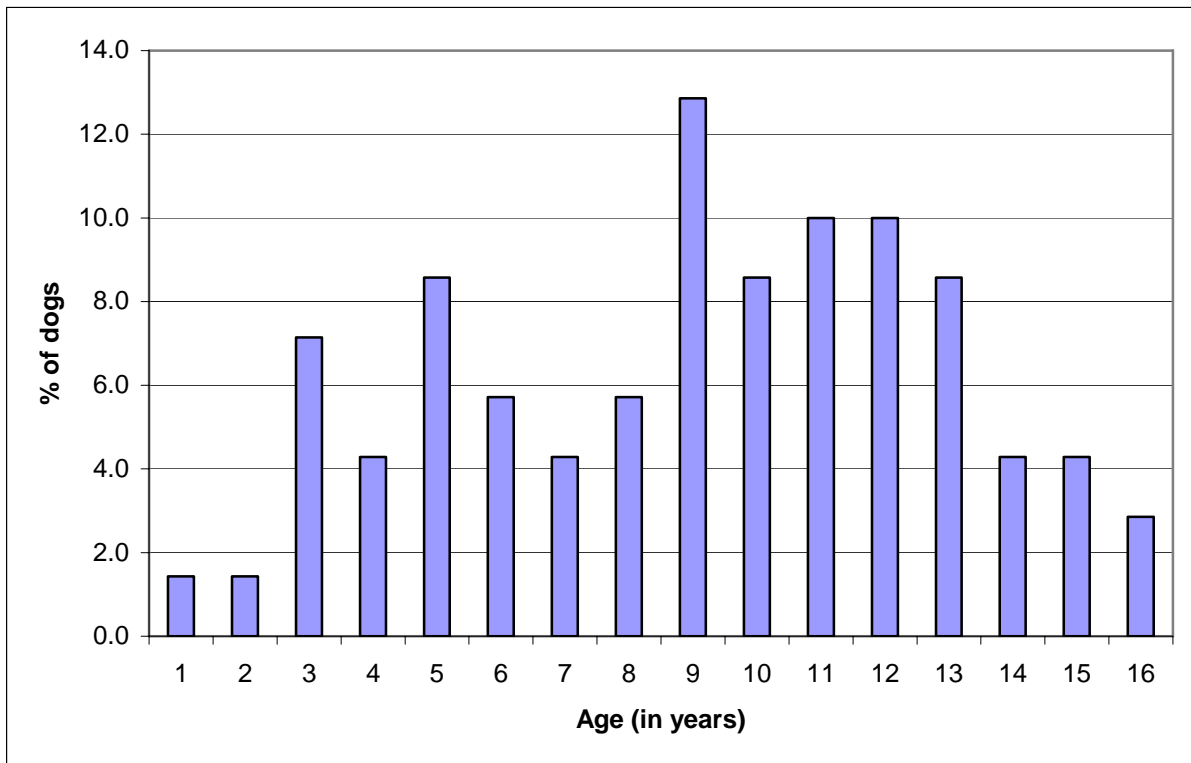
<b>COUNTRY</b>	<b>Number of dogs</b>	<b>%</b>
The Netherlands	191	18.91
France	178	17.62
Belgium	153	15.15
USA	124	12.28
Great Britain	101	10.00
Australia	56	5.54
Finland	38	3.76
Sweden	27	2.67
Ireland	25	2.48
Canada	24	2.38
<i>Other countries</i>	<i>93</i>	<i>9.21</i>

## Death

Average age of death	9.0 years
<i>Average age – dogs from private owners</i>	<i>8.63 years</i>
<i>Average age – dogs from breeders</i>	<i>9.26 years</i>

## Cause of death

% from age	13.9 %
% from accident	9.7 %
% from illness	76.4 %



*Percentage of deaths per age.*

## CHAPTER 2. HEALTH

---

There is no significant difference between the figures from private owners and the figures from breeders.

For that reason the figures on health matters are from the whole population.

### Heart problems.

We asked the participants if the vet had confirmed a heart problem and if the dog takes medication for this heart problem.

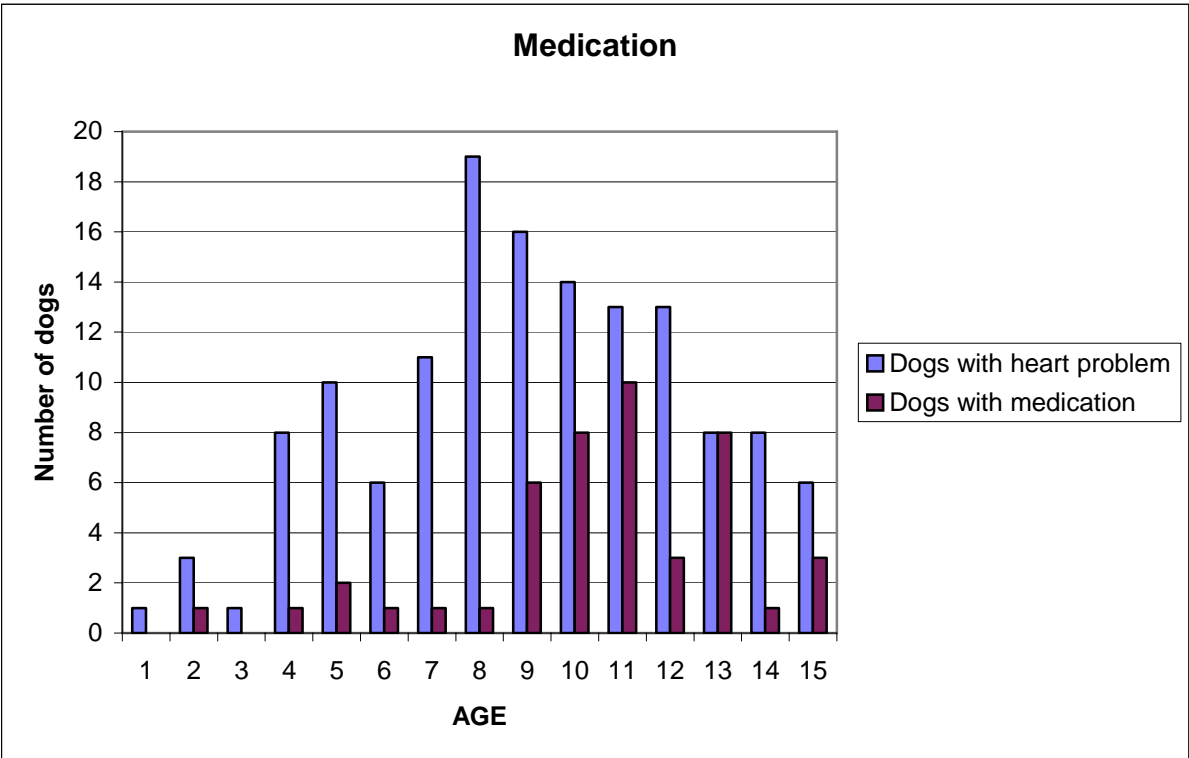
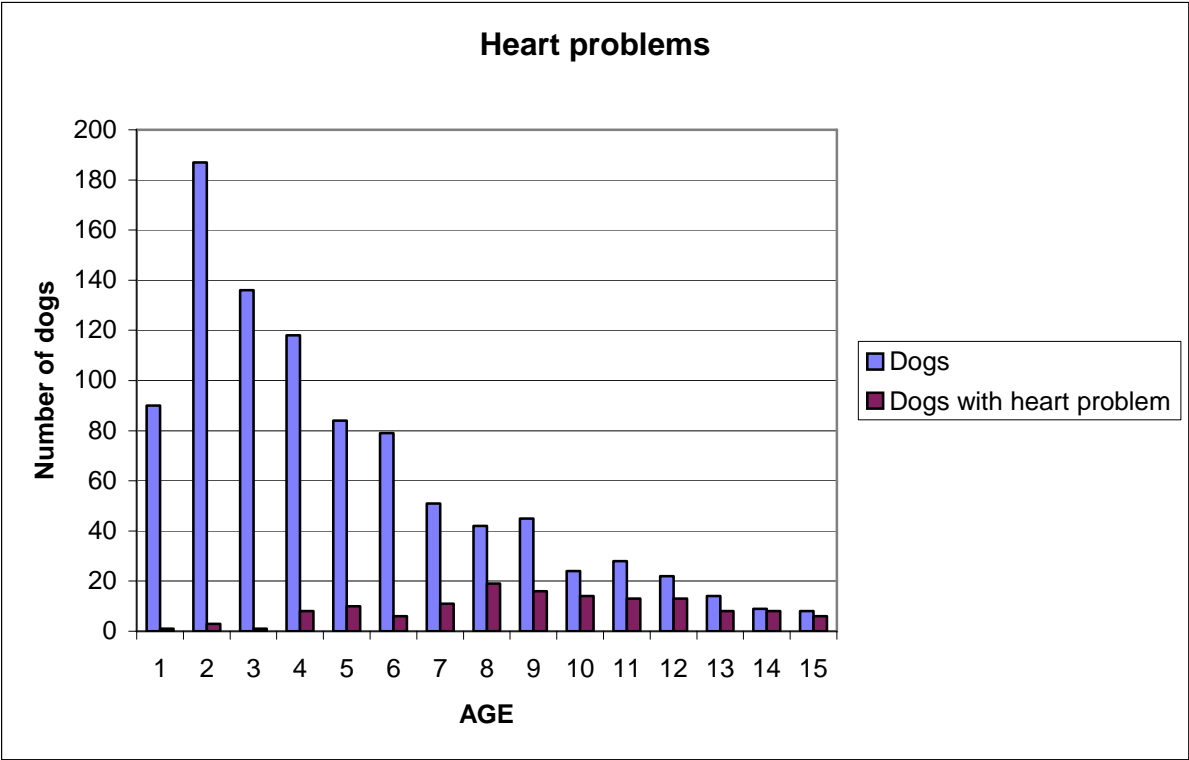
AGE	Number of dogs in the survey	Number of dogs with a heart problem	%	Number of dogs with medication	% of the dogs with heart problems
1	90	1	1.11		
2	187	3	1.6	1	33.33
3	136	1	0.74		
4	118	8	6.78	1	12.50
5	84	10	11.9	2	20.00
6	79	6	7.59	1	16.67
7	51	11	21.57	1	9.09
8	42	19	45.24	1	5.26
9	45	16	35.56	6	37.50
10	24	14	58.33	8	57.14
11	28	13	46.43	10	76.92
12	22	13	59.09	3	23.08
13	14	8	57.14	8	100.00
14	9	8	88.89	1	12.50
15	8	6	75	3	50.00

Average age of dogs with a heart problem	8.3 years
% of dogs with a heart problem (of the total population)	14.90 %
% of dogs with medication (of the total population)	5.9 %

*There is no BMI (Body Mass Index) for dogs.*

*We calculated a BMI similar to the one used by human beings.*

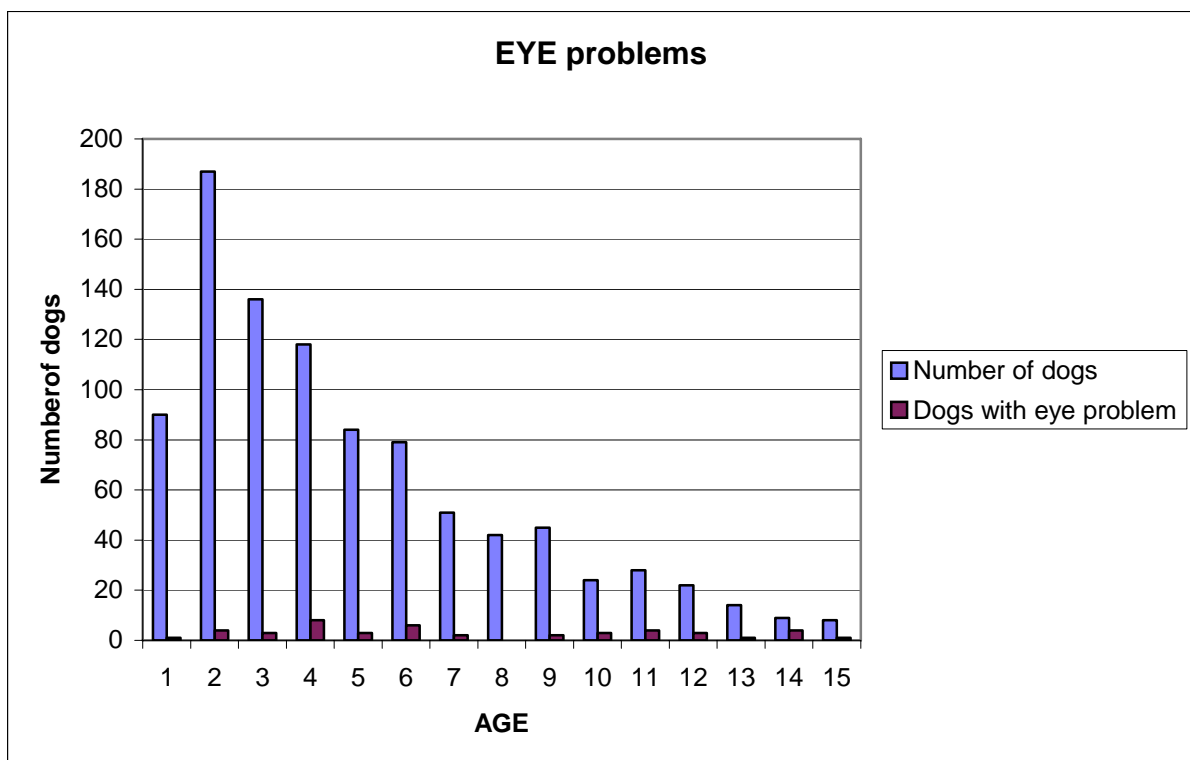
*We noticed that more than 55% of the dogs with a heart problem weight well over the average BMI.*

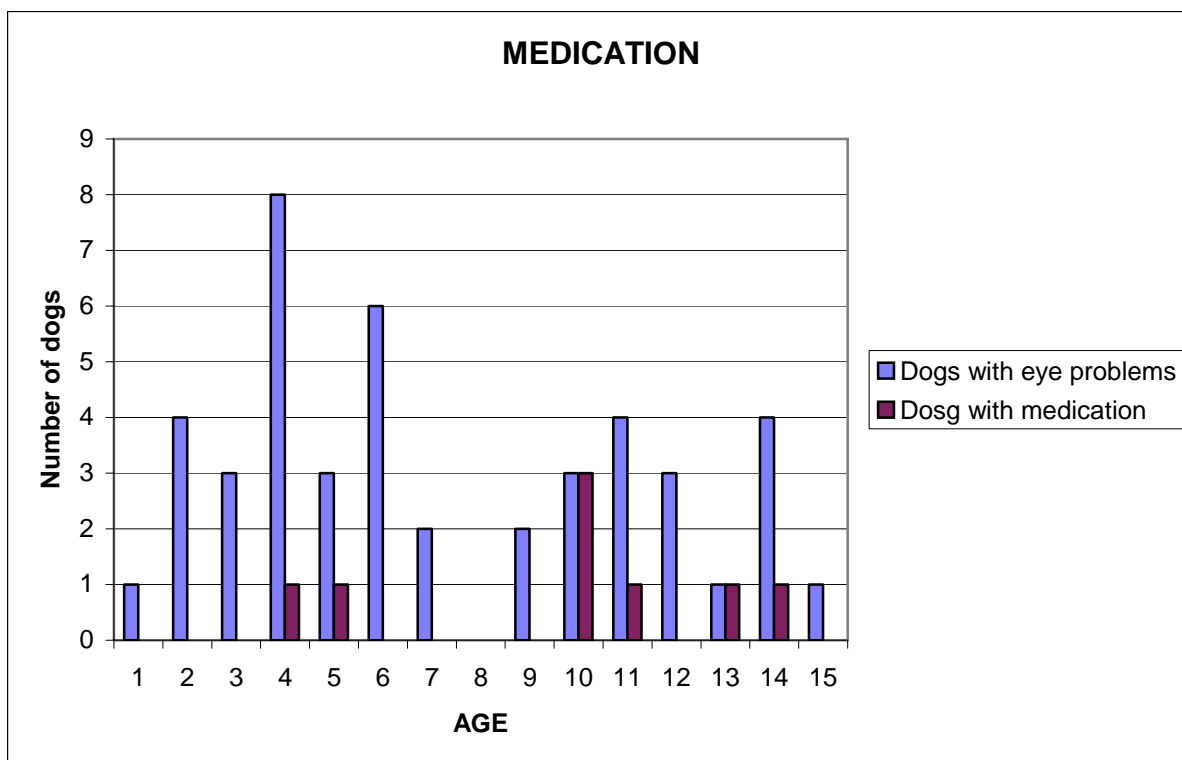


## EYE problems

AGE	Number of dogs	Number of dogs with EYE problem	%	Number of dogs with medication
1	90	1	1.11	0
2	187	4	2.14	0
3	136	3	2.21	0
4	118	8	6.78	1
5	84	3	3.57	1
6	79	6	7.59	0
7	51	2	3.92	0
8	42	0	0	0
9	45	2	4.44	0
10	24	3	12.5	3
11	28	4	14.29	1
12	22	3	13.64	0
13	14	1	7.14	1
14	9	4	44.44	1
15	8	1	12.5	0

Average age of dogs with a eye problem	6.3 years
% of dogs with a eye problem (of the total population)	4.80 %
% of dogs with medication (of the total population)	2.2 %

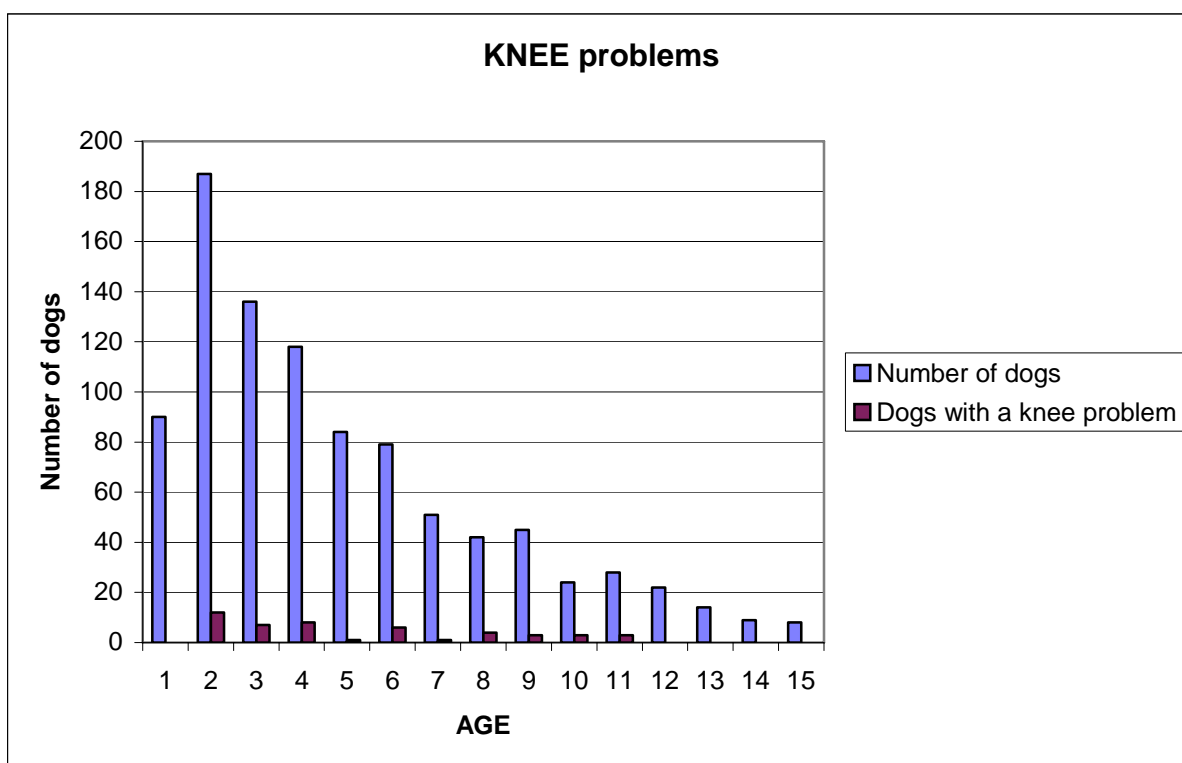




### KNEE problem

AGE	Number of dogs	Number of dogs with a KNEE problem	%	Numer of dogs with medication
1	90	0	0	0
2	187	12	6.42	0
3	136	7	5.15	0
4	118	8	6.78	1
5	84	1	1.19	0
6	79	6	7.59	0
7	51	1	1.96	0
8	42	4	9.52	0
9	45	3	6.67	0
10	24	3	12.5	0
11	28	3	10.71	2
12	22	0	0	0
13	14	0	0	0
14	9	0	0	0
15	8	0	0	0

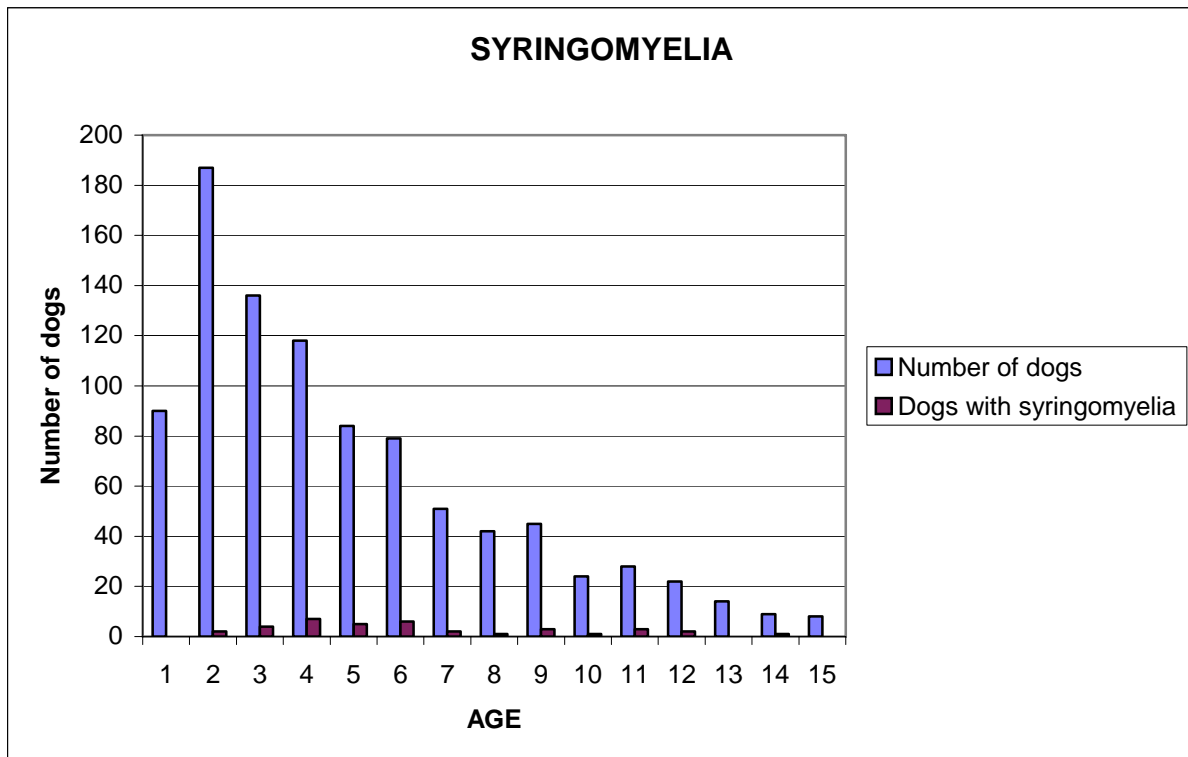
Average age of dogs with a knee problem	4.1 years
% of dogs with a knee problem (of the total population)	5.10 %
% of dogs with medication (of the total population)	1.3 %



### SYRINGOMYELIA

AGE	Number of dogs	Number of dogs with syringomyelia	%	Dogs with medication
1	90	0	0	0
2	187	2	1.07	0
3	136	4	2.94	0
4	118	7	5.93	0
5	84	5	5.95	1
6	79	6	7.59	0
7	51	2	3.92	0
8	42	1	2.38	0
9	45	3	6.67	1
10	24	1	4.17	0
11	28	3	10.71	3
12	22	2	9.09	0
13	14	0	0	0
14	9	1	11.11	0
15	8	0	0	0

Average age of dogs with a SM problem	5.4 years
% of dogs with a SM problem (of the total population)	3.9 %
% of dogs with medication (of the total population)	2.2 %



### VACCINATIONS

% vaccinated every year	81.86 %
<i>% vaccinated every year (private owners)</i>	<i>64.95 %</i>
<i>% vaccinated every year (breeders)</i>	<i>91.09 %</i>

### SPAYED or CASTRATED

% spayed or castrated	31.77 %
<i>% spayed or castrated (private owners)</i>	<i>36.58 %</i>
<i>% spayed or castrated (breeders)</i>	<i>22.81 %</i>

## CHAPTER 3. BREEDING & FEEDING

---

### LITTERS

Average number of puppies per litter	4.10
Average number of litters per bitch (bitches younger than 4 years old)	2.41
Average number of litters per bitch (bitches older than 4 years)	4.06

### MATTINGS

Never	78.26 %
Once	7.25 %
Between 5 & 10 bitches	11.1 %
More than 10 bitches	3.38 %
<b><i>Private owners</i></b>	
<i>Never</i>	<i>90.28 %</i>
<i>Once</i>	<i>4.08 %</i>
<i>Between 5 &amp; 10 bitches</i>	<i>4.7 %</i>
<i>More than 10 bitches</i>	<i>0.94 %</i>
<b><i>Breeders</i></b>	
<i>Never</i>	<i>37.89 %</i>
<i>Once</i>	<i>17.89 %</i>
<i>Between 5 &amp; 10 bitches</i>	<i>32.63 %</i>
<i>More than 10 bitches</i>	<i>11.58 %</i>

### FEEDING

Mainly dry food	69.68 %
Mainly tinned food	1.38 %
Mainly raw meat	17.98 %
Mainly cooked meat	1.38 %
Home preparation	5.11 %
Other	3.94 %

There is no significant difference between the figures from private owners and the figures from breeders.

## NUMBER OF MEALS

1 meal a day	33.37 %
2 meals a day	60.52 %
3 meals a day	4.72 %
<b>Private owners</b>	
<i>1 meal a day</i>	<i>24.38 %</i>
<i>2 meals a day</i>	<i>68.33 %</i>
<i>3 meals a day</i>	<i>5.97 %</i>
<b>Breeders</b>	
<i>1 meal a day</i>	<i>49.85 %</i>
<i>2 meals a day</i>	<i>46.20 %</i>
<i>3 meals a day</i>	<i>2.43 %</i>

## TIBITS

Never	6.94 %
A few times	87.78 %
A lot	5.29 %

There is no significant difference between the figures from private owners and the figures from breeders.

## CHAPTER 4. COLOR & MARKINGS

---

<b>Longzene (only Blenheim &amp; Tricolors)</b>	<b>%</b>
% No lozenge	52.03
% Clearly defined lozenge	25.94
% Lozenge, but not clearly defined	22.03

<b>White markings (only on Ruby or Black&amp;Tan)</b>	<b>%</b>
% Only on chin	21.94
% Only on the feet	2.53
% Only a white blaze	7.59
% A lot of white (everywhere)	3.38
% Not white markings	64.56

<b>Ticking (only Blenheim &amp; Tricolors)</b>	<b>%</b>
% No ticking	51.72
% Only a few tickings	42.6
% Heavy ticking	5.68

<b>Colour of the nose</b>	<b>%</b>
Dense black	88.39
Grey	4.95
Brown	5.7
Pink	0.97

<b>Markings on the head</b>	<b>%</b>
Symmetric	88.33
Asymmetric	11.67

<b>Colour pattern (only on Blenheim or Tricolour)</b>	<b>%</b>
% Well broken	58.8
% Heavily marked	29.91
% Lightly marked	11.29

<b>Colour of the eyes</b>	<b>%</b>
Black	30.69
Dark brown	59.19
Brown	8.92
Light brown	0.87
Light yellow	0.11
Grey (blue)	0.22

<b>White in the eyes</b>	<b>%</b>
No white in the eyes	63.49
White in one eye	11.45
White in both eyes	25.06

## CHAPTER 5. BEHAVIOUR

---

<b>Behavior towards other dogs</b>	<b>%</b>
No problem with other dogs	77.96
Distend	15.16
Frightened	4.09
Aggressive	2.8
<b>Behavior towards other people</b>	<b>%</b>
No problem with other people	86.57
Distend	9.34
Frightened	3.33
Aggressive	0.75
<b>Behavior towards noises</b>	<b>%</b>
No reaction	66.42
Frightened	8.83
Barks at other noises	24.76

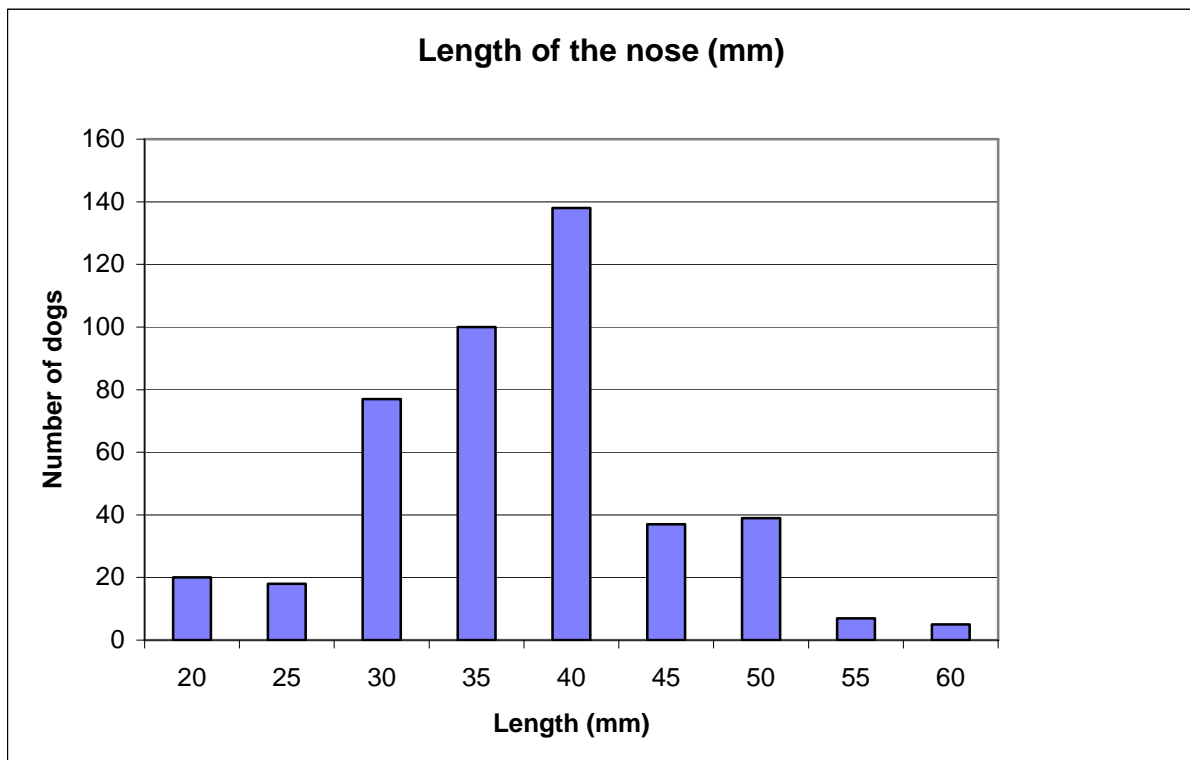
## CHAPTER 6. MISCELLANIOUS

---

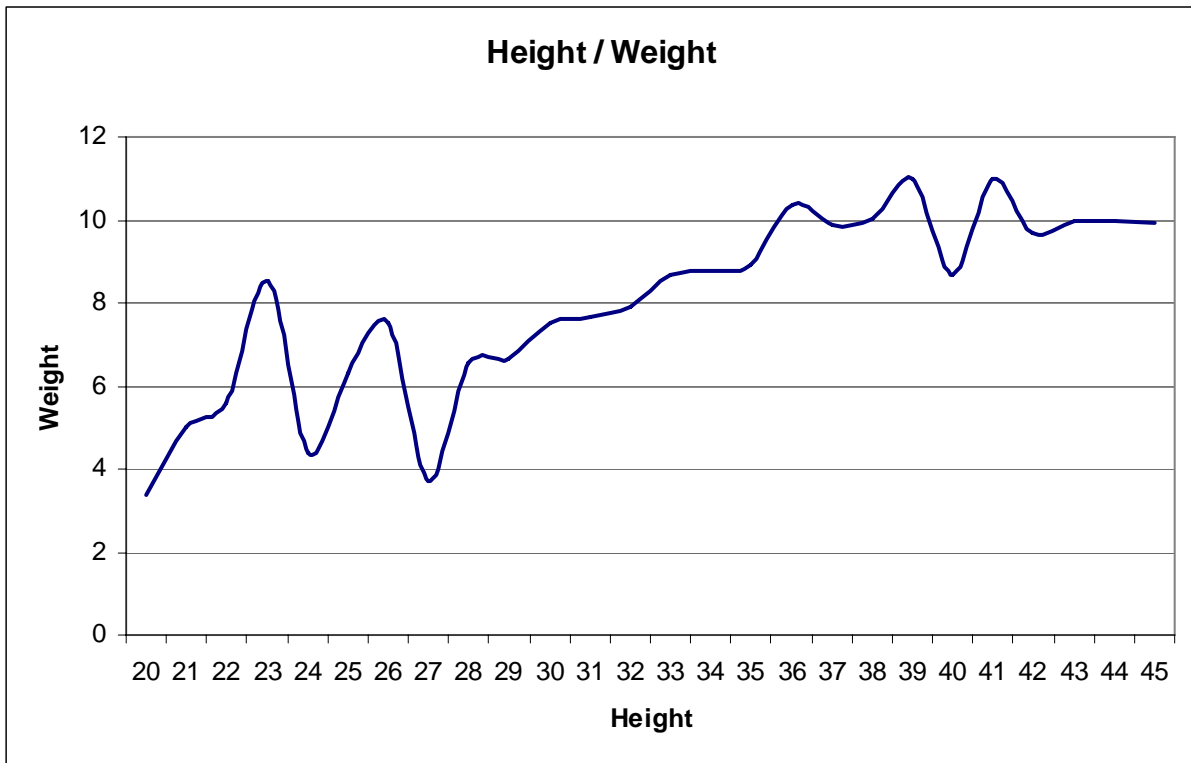
Teeth	%
Scissor bite	71.26
Undershot bite	7.24
Overshot	8.53
Level bite	12.97

COMPETITIONS	%
Never	46.67
A few times	21.18
Quite a lot	32.16

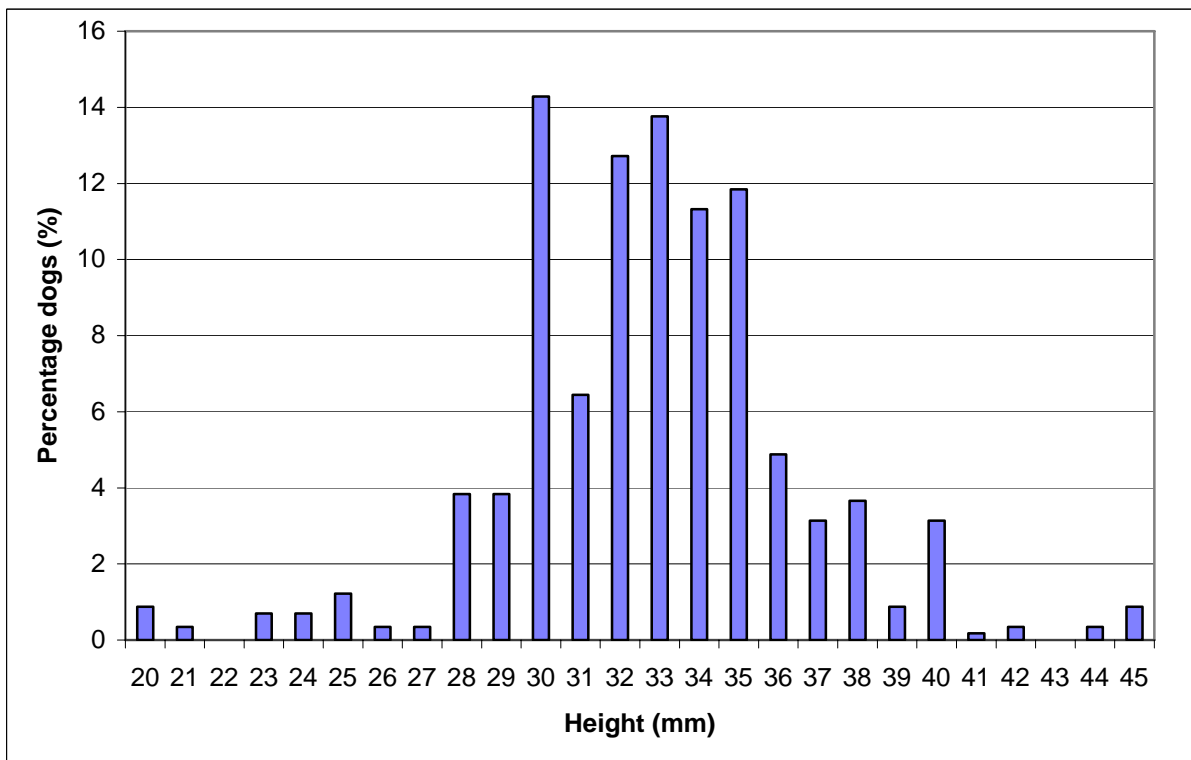
Length of the nose (in mm)	40.6
----------------------------	------



## CHAPTER 7. MISCELLANIOUS GRAPHICS



Weight versus Height



Height of the dogs (mm)

